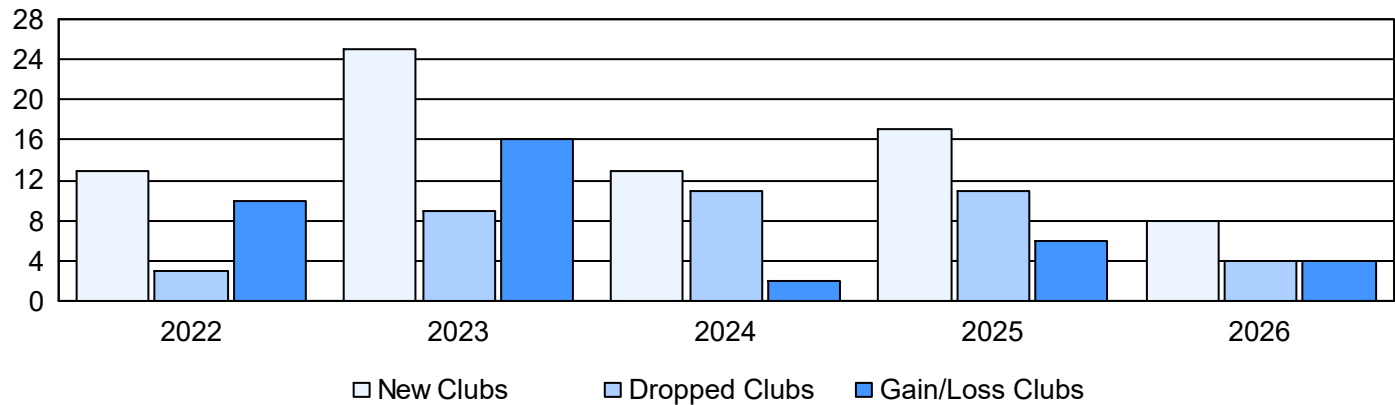
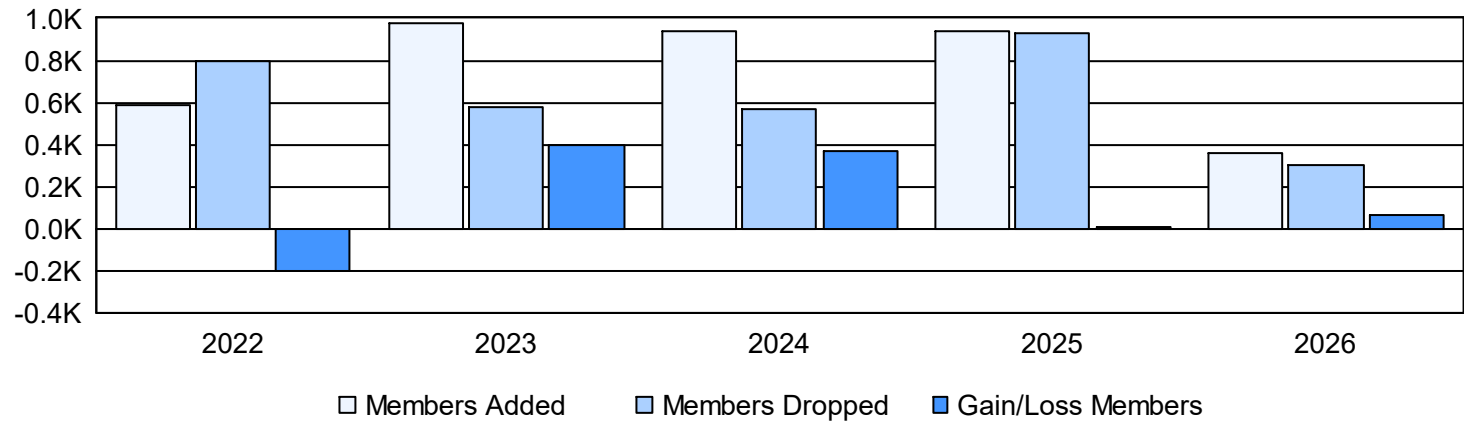


Year	New Clubs	Dropped Clubs	Gain/ Loss Clubs	New Members	Charter Members	Reinstate Members	Transfer Members	Total Member Added	Total Members Dropped	Gain/ Loss Members
2021-2022	13	3	10	275	295	10	7	587	792	-205
2022-2023	25	9	16	287	613	73	1	974	579	395
2023-2024	13	11	2	467	351	116	5	939	567	372
2024-2025	17	11	6	292	333	308	5	938	929	9
2025-2026	8	4	4	151	182	29	0	362	302	60
Average	15	8	8	294	355	107	4	760	634	126

Clubs

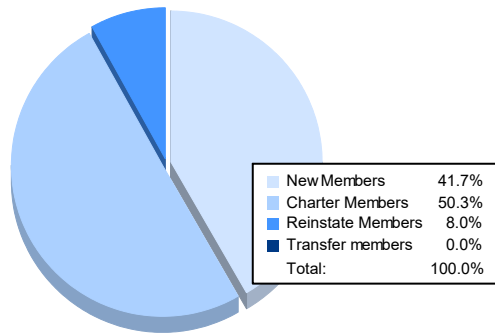


Members



Membership Composition

December 2025 Cumulative



Gender Composition

December 2025 Cumulative

